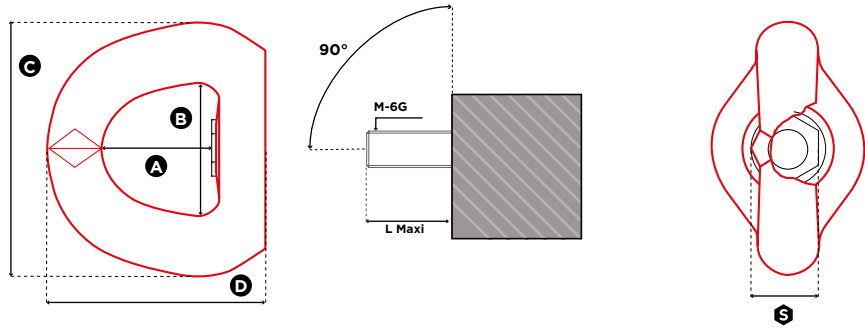


FE.SEB

FEMALE SWIVEL EYE BOLT

GradUp



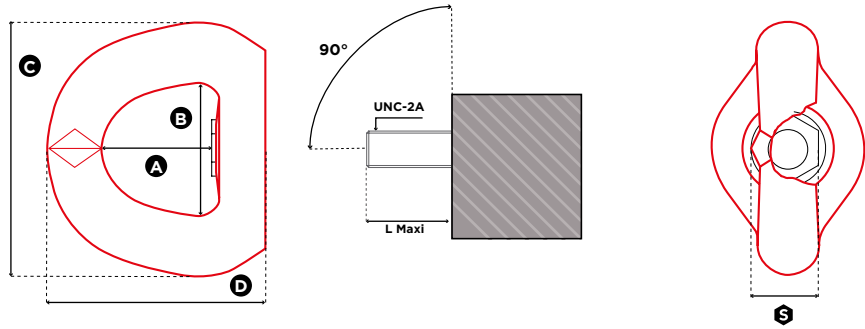
1 in = 25.4 mm

Reference	Diameter	SF 5:1 WLL (t)	SF 4:1 WLL (t)	L Maxi (mm)	Torque (Nm)	S (mm)	A (mm)	B (mm)	C (mm)	D (mm)	Weight	
											(kg)	(lbs)
FE.SEB M 8 UP	M 8 (x1.25)	0.40	0.50	22	6	21	38	45	88	80	0.8	1.76
FE.SEB M 10 UP	M 10 (x1.5)	0.50	0.70	22	10	21	38	45	88	80	0.8	1.76
FE.SEB M 12 UP	M 12 (x1.75)	0.80	0.90	22	15	21	38	45	88	80	0.8	1.76
FE.SEB M 16 UP	M 16 (x2)	1.40	1.80	22	50	21	38	45	88	80	0.8	1.76
FE.SEB M 20 UP	M 20 (x2.5)	2.00	2.70	35	100	36	55	70	115	106	2.5	5.51
FE.SEB M 24 UP	M 24 (x3)	3.40	4.20	48	160	40	77	94	168	155	6.3	13.89
FE.SEB M 30 UP	M 30 (x3.5)	5.50	6.30	48	250	40	77	94	168	155	6.3	13.89
FE.SEB M 36 UP	M 36 (x4)	9.00	11.00	48	320	40	77	94	168	155	6.3	13.89

FE.SEB

FEMALE SWIVEL EYE BOLT

GradUp



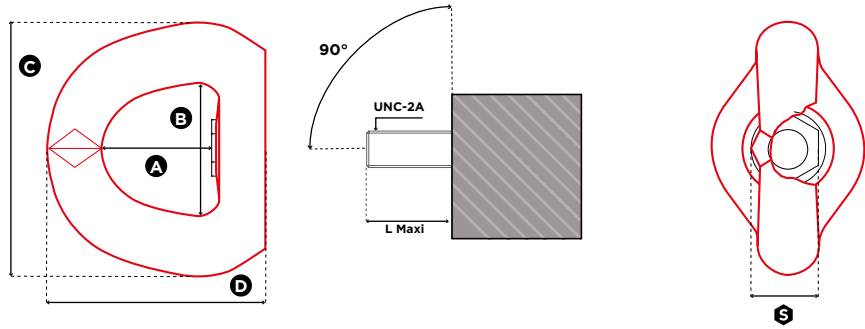
1 in = 25.4 mm

Reference	Diameter	SF 5:1 WLL (lbs)	SF 4:1 WLL (lbs)	L Maxi (mm)	Torque (ft-lb)	S (mm)	A (mm)	B (mm)	C (mm)	D (mm)	Weight	
											(kg)	(lbs)
FE.SEB U 038 UP	UNC 3/8"-16	1,200	1,500	22	8	21	38	45	88	80	0,8	1.76
FE.SEB U 050 UP	UNC 1/2"-13	1,800	1,950	22	12	21	38	45	88	80	0,8	1.76
FE.SEB U 058 UP	UNC 5/8"-11	3,200	4,000	22	40	21	38	45	88	80	0,8	1.76
FE.SEB U 075 UP	UNC 3/4"-10	4,750	5,900	35	80	36	55	70	115	106	2,5	5.51
FE.SEB U 100 UP	UNC 1"-8	7,500	9,300	48	125	40	77	94	168	155	6,3	13.89
FE.SEB U 125 UP	UNC 1" 1/4-7	12,200	13,800	48	200	40	77	94	168	155	6,3	13.89

FE.SEB

FEMALE SWIVEL EYE BOLT

GradUp



1 in = 25.4 mm

Reference	Diameter	SF 5:1 WLL (lbs)	SF 4:1 WLL (lbs)	L Maxi (inch)	Torque (ft-lb)	S (inch)	A (inch)	B (inch)	C (inch)	D (inch)	Weight	
											(kg)	(lbs)
FE.SEB U 038 UP	UNC 3/8"-16	1,200	1,500	0.87	8	0.83	1.50	1.77	3.46	3.15	0,8	1.76
FE.SEB U 050 UP	UNC 1/2"-13	1,800	1,950	0.87	12	0.83	1.50	1.77	3.46	3.15	0,8	1.76
FE.SEB U 058 UP	UNC 5/8"-11	3,200	4,000	0.87	40	0.83	1.50	1.77	3.46	3.15	0,8	1.76
FE.SEB U 075 UP	UNC 3/4"-10	4,750	5,900	1.38	80	1.42	2.17	2.76	4.53	4.17	2,5	5.51
FE.SEB U 100 UP	UNC 1"-8	7,500	9,300	1.89	125	1.57	3.03	3.70	6.61	6.10	6,3	13.89
FE.SEB U 125 UP	UNC 1" 1/4-7	12,200	13,800	1.89	200	1.57	3.03	3.70	6.61	6.10	6,3	13.89